




PRECISION DIE-CUT & LAMINATION MACHINES

# MATSAVE Series

2016

We've been supporting the precision converting industries since 2000



Partner



**EDEHEGE TECHNOLOGY PTE LTD**  
Automation Solutions & Converting Machineries  
Design, Supply & Service  
SINGAPORE  
sales.sg@edehege.com

**EDEHEGE REPRESENTATIVE OFFICE**  
Roll Conversion & Warehouse Facility  
Senai, Johor.  
MALAYSIA  
sales.my@edehege.com

**EDEHEGE STOCKISTS**  
Local supply & Warehouse Facility - Kunshan, Suzhou P.R. CHINA  
Local supply & Warehouse Facility - Bangkok THAILAND

**EDEHEGE FILM PRODUCTS CO LTD**  
No. 3, Lane 6, Sec. 2, Chieh-Shou Rd, San Hsia Chen, Taipei, TAIWAN

**WUXI EDEHEGE BOND MATERIAL CO LTD**  
No.49 Zhujiang Road, Wuxi New District P.R. CHINA  
Wuxi, Jiangsu Province Zipcode 214028

**EDEHEGE ADHESIVE PRODUCTS PTE LTD**

埃德黏合科技私人有限公司

31 Woodlands Close,

#07-35 Woodlands Horizon,

Singapore 737855.

Tel : (65) 6894 4508 Fax : (65) 6894 4518

sales.sg@edehege.com

www.edehege.com

www.edehege.com.sg





## Functional Parts Converting Machines




MATSVE Die-cut Full Line

- Local service & parts support
- One year warranty
- High performance specs
- Fully modified & upgraded
- Superb workmanship
- User-friendly control panel
- Multi-language interface
- Minimum maintenance needed

★ **New Launch 2015**

MATSAVE - Step-joint design



## Precision Multi-stage Laminating Machines - Roll-to-Roll

For laminating, auto-deflashing (Pick up), rewinding etc.

- Range from Single to 3-stage laminating stations
- **Material width 200, 300 and 400mm**
- **Roller pressure controlled by variable air valves**
- Standard 3" steel shafts or air shafts combination
- Active motorised shaft with electric-clutch
- Passive tension shaft with electric-clutch
- Options / Add-ons: Slitting blades, Web cleaner and Swivable shaft
- Single phase power supply
- Cascade with any other machines
- Easy to operate & hassle free!
- Quiet & Compact!



★ **Top Seller!**

3-Stage  
7/8 Shafts

## Precision High-speed Die-cutting Machines - Roll-to-Roll


- Platform sizes : **Compact** 200(IN) x 180mm; **Mid-size** 300(IN) x 300mm; **Large** 420(IN) x 420mm
- **Up to 300 strokes per minute (SPM)**
- Feeding tolerance below 0.1mm
- **Loads all types of flat bed die tools**
- Features : Full safety design; Input tension guide; Local programmed colour touch panel; Auto oil lubrication; Spot tracing sensor; Line coordination sensors; Non-tension automatic unwind and rewind etc.
- Cascade with any other machines
- Quiet & Compact!




User-friendly touch panel  
ADH propriety design for export models



High precision  
Feeding Module



High precision  
Press Module



Easy Slot-in tool design



Spring-coil pressure  
nip rollers



Add-on : Slitting blades



Add-on : Web Cleaner



Swivable Shafts



Air pressure nip rollers



User-friendly Control Layout



2-Stage  
6/7-Shafts



Standard Steel Shafts



Standard Air Shafts



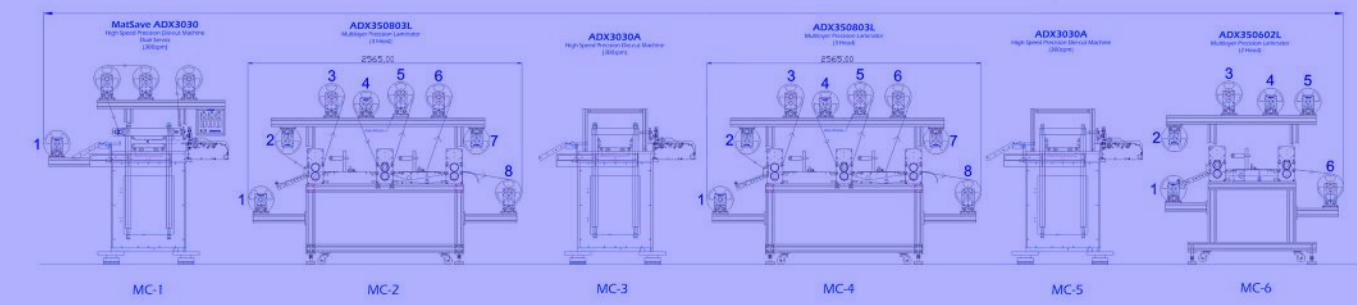
Compact Full-specs



Mid-size Safety-specs



★ **Top Seller!**




MATSVE - ADX3030 [MC 1]


★ **New Launch 2015**



Material saving solution  
(MATSAVE)



**Material saving from 30~80%!**  
**Labour cost nearly eliminated!**



**MATSAVE Super SIX - Typical Full Line Formation**  
**3 D/C + 3 LAMI**



MATSAVE Joint-frame

